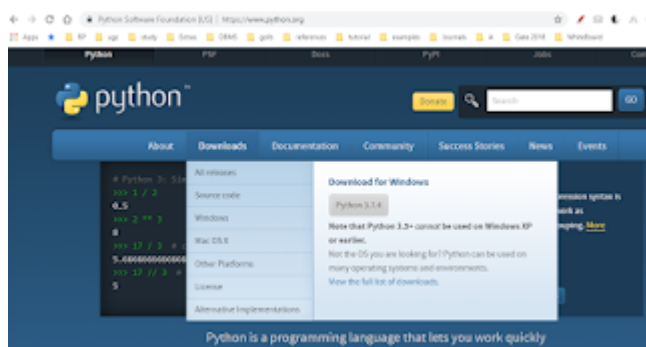



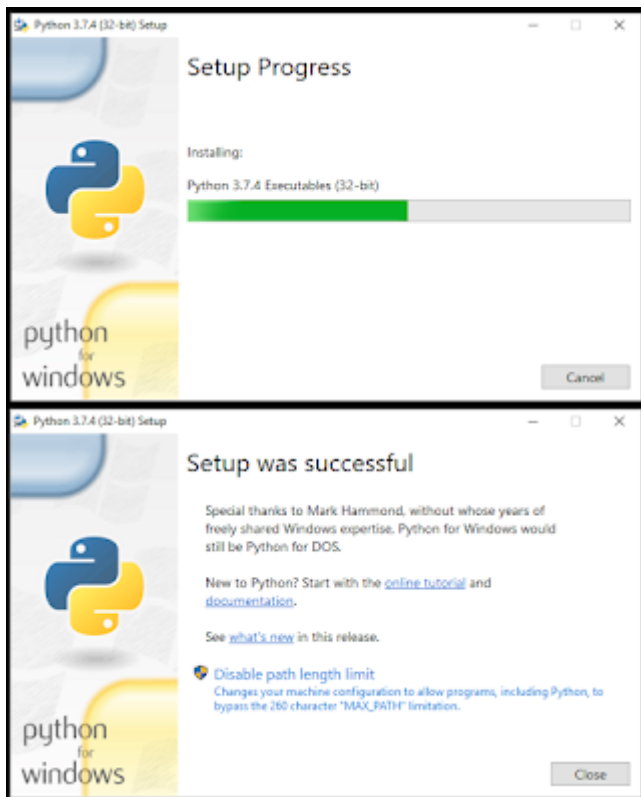
## PYTHON DOWNLOAD AND INSTALLATION

1. Go to <https://www.python.org/>
2. See the image



1. Now click on Download Python. Version may change with time.
2. On download Python setup will look like this.  python-3.7.4
3. Follow the steps to install it.





## Related Posts:

1. How to run a Python Program
2. Python program to find GCD of two numbers
3. Python Program to find the square root of a number by Newton's Method
4. Python program to find the exponentiation of a number
5. Python Program to find the maximum from a list of numbers
6. Python Program to perform Linear Search
7. Python Program to perform binary search
8. Python Program to perform selection sort
9. Python Program to perform insertion sort
10. Python program to find first n prime numbers
11. Python program Merge sort

12. NumPy
13. Python library
14. Python Installation and setup
15. Python Variables
16. Python Data Types
17. Python lists
18. Python Creating and Accessing List
19. Python List Manipulation
20. Python Input function
21. Python list slicing
22. Python Class and Object
23. Python find the output programs
24. Python Introduction
25. Python basic syntax
26. Python int data type
27. Python float data type
28. Understanding Floating-Point Precision in Python: Avoiding Numerical Computation Errors
29. How to search Python library using command line tool
30. Which python libraries are used to load the dataset ?
31. Why is there no need to mark an int float in a variable in Python ?
32. Does Python have double, short long data types
33. What are High-Level Programming Languages?
34. What are Interpreted Programming Languages?
35. What are General-Purpose Programming Languages?
36. What is a variable in Python?